

## SPECIFICATION

- 1200mm (48") wide EP 500 3 ply, 5 +1.5mm feeder belting, feeding onto 1200mm (48") incline belt.
- 23m [75'-5"] Incline Conveyor
- Manual and optional hydraulic folding hopper sides
- Heavy duty chassis
- Full impact bed at feed point
- Production rates of up to 500 tph (550 Ton / hr) - LF 523
- Production rates of up to 800tph ( 880 Ton / hr ) - LF 823
- Maximum lump feed size of up to 150mm (6")
- Front and rear adjustable telescopic to obtain desired discharge or feed in height

## ENGINE OPTIONS

### Standard/Unregulated Countries

- CAT C4.4 Mechanical, Water Cooled, Power: 75Kw (100Hp) @ 2200 Rpm

### EU Stage IIIA/USA Tier 3

- CAT C4.4 ACERT, 98.1kW, Constant Speed @2200 Rpm

### EU Stage V/USA Tier 4 Final

- CAT C 3.6 74.5kw ACERT Industrial Power Unit

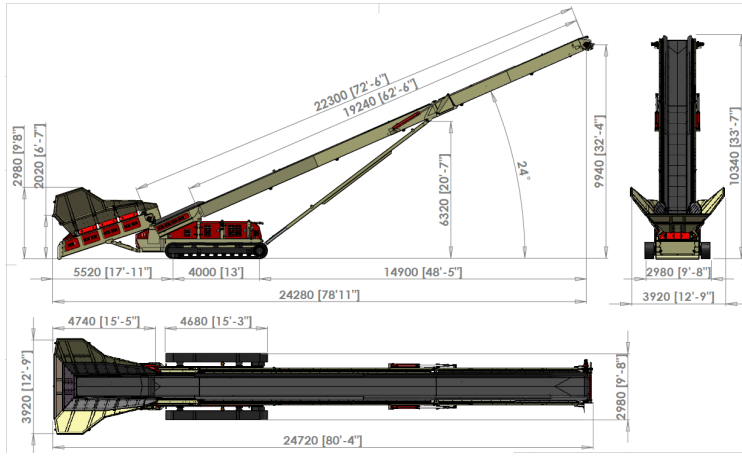
## APPLICATIONS

- Coal
- Grains, Fertilisers, Biomass
- Ore's (iron, Copper, Gold, Bauxite)
- Aggregates
- Woodchips, Mulch, Wood Pellets
- Sulphur
- Cement Clinker




# LF 523 / LF 823 LOW FEED HOPPER FEEDER

## WORKING DIMENSIONS



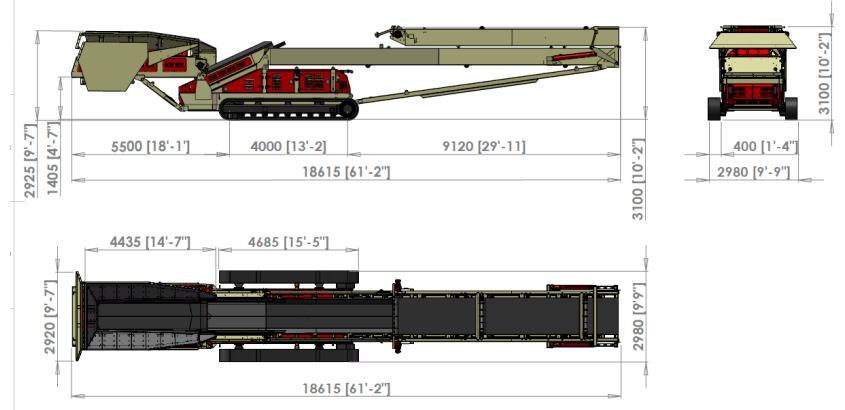
FULLY RAISED - 24°



OPERATIONAL - 18°

Stockpile Capacity	Stockpile Height		Stockpile Capacity			
	(m)	(ft)	(m3)	(yd3)	(Tonnes)	(Ton)
24°	9.86	32' 4"	1,768	2,312	2,828	3,118
22°	9.24	30' 4"	1,455	1,903	2,328	2,566
20°	8.6	28' 3"	1,216	1,653	2,913	2,158
18°	7.98	26' 2"	937	1,226	1,500	1,653
16°	7.32	24'	723	946	1,157	1,276
14°	6.81	22' 4"	549	756	864	1,024
12°	6.02	19' 9"	402	526	644	710

## TRANSPORT DIMENSIONS



TRANSPORT—HEAD FOLDED



OPTION 1	Transport Dimensions	Metric	Imperial
	Transport Length (Head Folded)	18.615m	61' 2"
Transport Width	2.98m	9' 9"	
Transport Height (Head Folded)	3.1m	10' 1"	
Overall Weight	25,380 Kg	55,953 lbs	



+44 (0) 2882 251100  
Sales@telestack.com